

Interaction of Noncommutative Solitons with Defects

Alidad Askari* and Kurosh Javidan

Department of Physics, Ferdowsi University of Mashhad 91775-1436 Mashhad Iran

askari@hormozgan.ac.ir, javidan@um.ac.ir

(Received on 5 November, 2008)

Interaction of solitons of noncommutative sine-Gordon model with potentials is studied by including a potential through one of the soliton parameters. The behaviour of non commutative solitons during the interaction are compared with commutative solitons and the differences are explained.

Keywords: Solitons; Nonlinear field theory; Noncommutative field theory

1. INTRODUCTION

Noncommutative field theories are interesting subjects in the most of the branches of sciences. It has attracted a great deal of attentions in recent years; however the development of noncommutative field theory has a long history. There are many of new works in the construction of Noncommutative solitons and instantons [1, 2].

It has been shown that 1+1 noncommutative space-time where the time is necessarily a noncommutative coordinate, leads to nonunitarity and also lacks the causality [3, 4]. These difficulties can be solved by using a suitable two-dimensional Euclidean model. Integrability of the model is another serious problem. After introducing the noncommutative case for the field theory, obtained by considering the replacement of the usual product of the fields by their *-product, some of the models are still integrable while another are not. This problem has been removed by several methods, for example redefining the field equations by using a suitable generalization of the zero-curvature technique [5].

Here we focus on a suitable version of noncommutative sine-Gordon (NCSG) model. NCSG model is intuitively defined as a model which reduces to the ordinary one when non commutation parameter goes to zero. But the generalization of noncommutative version of the field theories is not unique, as one may construct different noncommutative equations of motion which reduces to the same expression when the noncommutative parameter vanishes. As we have mentioned before, a successful generalization of two-dimensional integrable systems at the level of equations of motion can be performed by using the zero-curvature method.

An interesting question is how noncommutativity could affect on the dynamics of the soliton during the interaction with a potential, which we will try to investigate the features of this question.

This manuscript is organized as follows. In the next section we will describe a suitable NCSG system and its solitonic solutions. A model for soliton-potential system is explained in section 3. Interaction of non commutative solitons with a potential barrier will be discussed in section 4. The behaviour of a non commutative soliton during the interaction with a potential well is explained in section 5 and Section 6 contains

conclusion and remarks.

2. NONCOMMUTATIVE SINE-GORDON MODEL

The Lagrangian of the sine-Gordon model is

$$\mathcal{L} = \frac{1}{2} \partial_\mu \phi \partial^\mu \phi - \lambda (1 - \cos \phi) \quad (1)$$

The usual noncommutative case of the model is obtained by changing the ordinary product of the fields with the *-product in the lagrangian (1) and consequently in the equation of motion. The result has causality problem and also it is not integrable. The first problem can be solved by using Euclidean space with the following components:

$$Z = \frac{1}{\sqrt{2}} (x^0 + ix^1), \bar{Z} = \frac{1}{\sqrt{2}} (x^0 - ix^1) \quad (2)$$

non commutativity is encoded in the relation $[Z, \bar{Z}] = \theta$ where θ is a real parameter. With the above variables (1) reads

$$\mathcal{L} = \partial \phi \bar{\partial} \phi + 2\lambda (1 - \cos \phi) \quad (3)$$

where $\partial = \frac{\partial}{\partial Z}$ and $\bar{\partial} = \frac{\partial}{\partial \bar{Z}}$.

Integrability problem can be solved by using the bicomplex implemented method in noncommutative geometry for the NCSG model, which has been fully demonstrated in [6]. The results are unexpected and differ from the 'natural' generalized NCSG model. Indeed a system of two coupled equations of motion are produced which are describe the evolution of the field

$$\begin{aligned} \bar{\partial} \left(e^{\frac{i\phi}{2}} * \partial e^{\frac{-i\phi}{2}} + e^{\frac{-i\phi}{2}} * \partial e^{\frac{i\phi}{2}} \right) &= 0 \\ \bar{\partial} \left(e^{\frac{-i\phi}{2}} * \partial e^{\frac{i\phi}{2}} - e^{\frac{i\phi}{2}} * \partial e^{\frac{-i\phi}{2}} \right) &= i\lambda \sin_* \phi \end{aligned} \quad (4)$$

in which the *-product is defined as

$$(f * g)(Z, \bar{Z}) = \exp \left(\frac{\theta}{2} \left(\partial_Z \partial_{\bar{\xi}} - \partial_{\bar{Z}} \partial_{\xi} \right) \right) f(Z, \bar{Z}) g(\xi, \bar{\xi})|_{\xi=Z, \bar{\xi}=\bar{Z}} \quad (5)$$

In the limit $\theta \rightarrow 0$, the first equation becomes trivial and the second equation reduces to the ordinary sine-Gordon equation

*Present address: Hormozgan university Po.Box 3995 Bandar Abbas Iran

as $\partial\bar{\partial}\phi = \lambda \sin\phi$. The field ϕ is a function of the noncommutative parameter θ and can be expanded in the orders of θ as

$$\phi = \sum_{n=0}^{\infty} \phi_n \theta^n \quad (6)$$

Note that the dependency to the parameter θ arises from the expansion (6) and also from the definition of *-product in the equations.

In the first order expansion of ϕ , we have $\phi = \phi_0 + \theta\phi_1$. For this situation equations (4) reduce to [6]

$$\begin{aligned} \partial\bar{\partial}\phi_0 &= \lambda \sin\phi_0 \\ \partial\bar{\partial}\phi_1 &= \lambda \phi_1 \cos\phi_0 \end{aligned} \quad (7)$$

and the constraint equation

$$\partial^2\phi_0\bar{\partial}^2\phi_0 - (\partial\bar{\partial}\phi_0)^2 = 0 \quad (8)$$

The solutions of the above equations are

$$\begin{aligned} \phi_0 &= \begin{pmatrix} \text{soliton} \\ \text{antisoliton} \end{pmatrix} = (\pm) 4 \arctan \left(\exp \left(\sqrt{2\lambda} \frac{x^1 - \bar{x}^1 - ivx^0}{\sqrt{1-v^2}} \right) \right) \\ \phi_1 &= \frac{1}{\cosh \left(\sqrt{2\lambda} \frac{x^1 - \bar{x}^1 - ivx^0}{\sqrt{1-v^2}} \right)} \end{aligned} \quad (9)$$

where \bar{x}^1 is the initial position of the soliton and 'v' is its velocity. The field ϕ_1 is the first order correction generated by noncommutativity to the Euclidean one-soliton solution of the ordinary sine-Gordon model.

The topological charge for the noncommutative soliton can be defined as [6]

$$Q = \frac{1}{2\pi} \int_{-\infty}^{\infty} dx^1 \frac{\partial\phi}{\partial x^1} \quad (10)$$

It is interesting to know that the equations of motion (7) can be also derived from the action

$$S^2 = \int d^2x \left(\frac{1}{2} \partial\phi_0\bar{\partial}\phi_0 + \lambda(1 - \cos\phi_0) + \theta(\partial\phi_0\bar{\partial}\phi_1 + \lambda\phi_1 \sin\phi_0) \right) \quad (11)$$

The energy density is calculated from (11) as following

$$\mathcal{H} = \frac{1}{2} \partial\phi_0\bar{\partial}\phi_0 - \lambda(1 - \cos\phi_0) - \theta(\partial\phi_0\bar{\partial}\phi_1 + \lambda\phi_1 \sin\phi_0) \quad (12)$$

For the second order expansion of the ϕ respect to θ we have

$$\phi = \phi_0 + \theta\phi_1 + \theta^2\phi_2 \quad (13)$$

With the following solitonic solution

$$\begin{aligned} \phi_0 &= \begin{pmatrix} \text{soliton} \\ \text{antisoliton} \end{pmatrix} = \pm 4 \arctan \left(\exp \left(\sqrt{2\lambda} \frac{x^1 - \bar{x}^1 - ivx^0}{\sqrt{1-v^2}} \right) \right) \\ \phi_1 &= \frac{1}{\cosh \left(\sqrt{2\lambda} \frac{x^1 - \bar{x}^1 - ivx^0}{\sqrt{1-v^2}} \right)} \\ \phi_2(x^1, x^0) &= -\frac{\sqrt{2\lambda}}{2\sqrt{1-v^2}} \tanh \left(\sqrt{2\lambda} \frac{x^1 - \bar{x}^1 - ivx^0}{\sqrt{1-v^2}} \right) \end{aligned} \quad (14)$$

Here we will work with the first order expansion of the field with solution (9).

3. SOLITON-POTENTIAL SYSTEM

Scattering of commutative solitons (CS) from potentials (which generally come from the medium properties) have been studied in many papers by different methods. The effects of medium disorders and impurities can be added to the equation of motion as perturbative terms [7, 8]. These effects also can be taken into account by making some parameters of the equation of motion to be function of space or time [9, 10].

We have added the potential through the parameter λ which has been appeared in the solutions (9) and (14). λ is set as

$$\lambda = \begin{cases} 1 + \lambda_0 & |x| < w \\ 1 & |x| > w \end{cases} \quad (15)$$

where parameter 'w' describes the width of the potential region. Clearly, $\lambda < 0$ describes a potential well while $\lambda > 0$ creates a barrier. We can also use another types of localized functions for the parameter λ .

Equations (7) cannot be solved theoretically with a space dependent parameter like (15), so we have to solve it numerically. But we can use solution (9) as an initial conditions for solving (7), if soliton is located far from the center of the potential. We have performed simulations using 4th order Runge-Kutta method for time derivatives. Space derivatives have been expanded by using finite difference method. Grid spacing $h=0.01, 0.02$ and sometimes $h=0.001$ have been used in the simulations. Time step has been chosen as $\frac{1}{4}$ of the space step 'h'. Simulations have been setup with fixed boundary conditions and solitons have been kept far from the boundaries during the simulation. We have controlled the results of simulations by checking the conserved quantities: total energy and topological charge, during the evolution.

4. INTERACTION OF A SOLITON WITH A BARRIER

First of all we need to know the shape of the potential. We can place a static soliton at different places and find the total energy of the soliton. This tells us what the potential is like as seen by the soliton [10, 11]. Fig. 1 shows the effective potential as seen by the soliton for an obstruction with $\lambda_0 = 0.2$. The dashed line shows the commutative case ($\theta = 0$) and the solid line presents the situation for noncommutative soliton with $\theta = 0.6$. The energy of the commutative soliton in the absence of the obstruction is E_0 . The dash-dot line shows $\lambda(x) + E_0$.

The total energy of a static commutative soliton in the absence of potential is 6.1699 and the total energy of a non commutative static soliton with $\theta = 0.6$ is 6.1602. The energy of noncommutative soliton (NCS) is about 0.01 less than the energy of a commutative soliton (CS) on top of the barrier of $\lambda_0 = 0.2$. Therefore the effective mass of a NCS is less than the effective mass of a CS.

Suppose a CS which is placed far away from the center of a potential barrier which is located at the origin. The soliton moves toward the barrier and interacts with it. There exist two different kinds of trajectories for the soliton during the interaction with the barrier (depend on its initial velocity) separate by

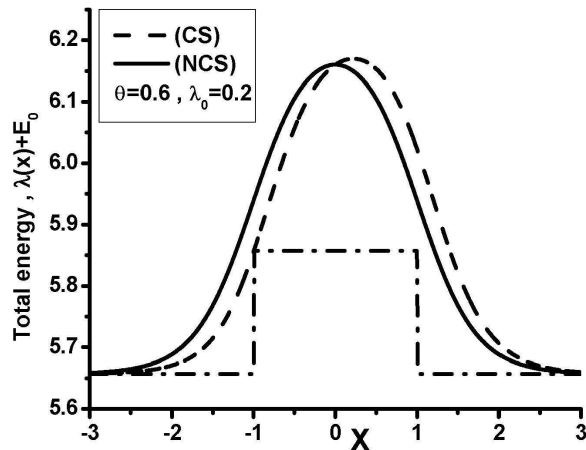


FIG. 1: Potential as seen by the soliton. Dashed line shows the potential for commutative soliton and solid line presents the situation for noncommutative soliton. The dash-dot line is $\lambda(x) + E_0$

a critical velocity v_c . In low velocities $v_i < v_c$, soliton reflects back and reaches its initial place with final velocity $v_f \approx -v_i$. A soliton with an initial velocity $v_i > v_c$ has enough energy for climbing the barrier, and passing over the potential.

The behaviour of a NCS can be investigated with direct simulation of equations (7). The first equation of (7) is the equation of motion of commutative sine-Gordon soliton. Therefore we can conclude that the general behaviour of a NCS is the same as the above description for a CS. The critical velocity can be found by sending a soliton with different initial speed and observing the final situation after the interaction (falling back or getting over the potential). Equations (7) also show that the critical velocity for a NCS is the same as the critical velocity of a commutative case.

Figure 2 shows the trajectory of commutative and noncommutative solitons during the interaction with the barrier of $\lambda_0 = 0.1$. Solitons move with a same velocity when they are far from the potential while CS travels ahead of the NCS. Fig. 1 shows that the NCS peak is located somewhere behind the CS peak after the interaction.

The difference between the energy of NCS and energy of CS decreases when their initial velocity increases. So the velocity of a NCS becomes bigger than the CS velocity during the interaction with the barrier. Therefore the peak of the NCS goes ahead of the CS peak. After the interaction solitons move with a same velocity while the peak of the NCS follows the NCS peak. Fig. 2 also shows that the distance between the peak of the solitons increases when the non commutation parameter θ increases. Initial velocity in the above simulation has been selected very near to the critical velocity.

Figure 3 presents the trajectory of CS and NCS during the interaction with a barrier where the initial velocity is greater than the critical velocity. Figs. 2 and 3 clearly show that the interaction of NCS with a barrier is an elastic interaction similar to what we can observe for the interaction of a CS with

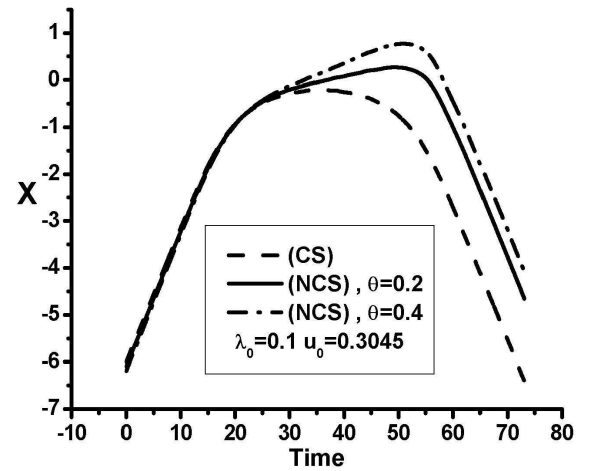


FIG. 2: Trajectory of a commutative soliton (dashed line) and noncommutative soliton with $\theta = 0.2$ (solid line) and another NCS with $\theta = 0.4$ (dash-dot line). The initial velocity of the solitons is $v_0 = 0.3045$. The height of the barrier is $\lambda_0 = 0.1$.

potential barrier. Also it can be concluded that a NCS makes a deeper interaction with a potential barrier as compared with a CS in a similar situation. The critical velocity can be found

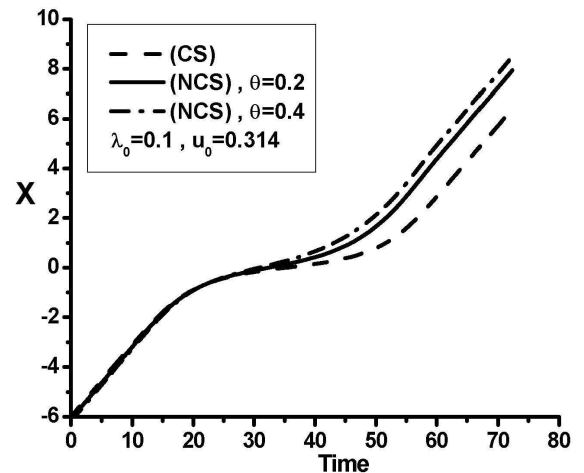


FIG. 3: Interaction of CS and NCS with potential barrier. Initial velocity is greater than the critical velocity.

by sending a soliton with different initial speed and observing the final situation after the interaction (falling back or getting over the potential). The first equation of motion (7) can be solved separately. This means that the critical velocity is obtainable by using a set of simulations in commutative space. Therefore the critical velocity of a soliton during the interaction with potential in commutative and non commutative space is identical.

5. INTERACTION OF A SOLITON WITH A POTENTIAL WELL

Suppose a point particle moves toward a frictionless potential well. It falls in the well with an increasing velocity and reaches the bottom of the well with its maximum speed. After that, it will climb the well with decreasing velocity and finally passes through the well. The final velocity of the particle after the interaction is equal to its initial velocity. But simulations show that the interaction of a commutative soliton with potential well is not completely similar to the interaction of a point particle with a potential well [10, 11].

It is clear that $\lambda_0 < 0$ in the (15) corresponds to a potential well. Like the case of the barrier, we can find the shape of the potential as seen by the soliton with plotting the total energy of a static soliton placed in different positions (x). Fig. 4 shows the results for the obstruction with $\lambda_0 = -0.2$ and $\theta = 0.6$ (solid line). The dashed line in figure 5 presents the situation of a commutative soliton ($\theta = 0$) in the same potential well. Soliton-well interaction is a complicated situation. Suppose

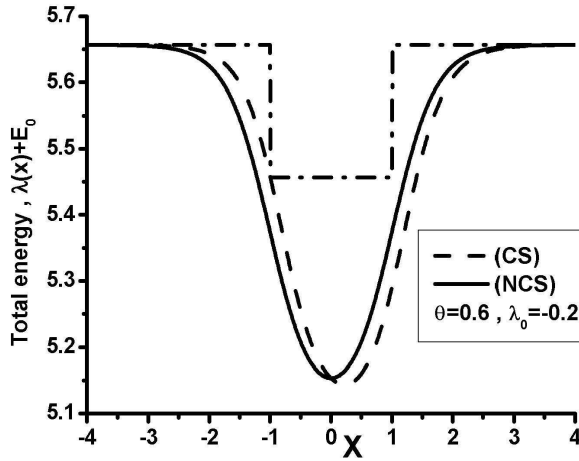


FIG. 4: The potential well $\lambda_0 = -0.2$ with as seen by the soliton. The dashed line shows the potential for CS and solid line presents the situation for NCS. The dash-dot line is $\lambda(x) + E_0$

a commutative soliton starts to move toward the well from an initial position far from the potential region. In this case again, there exists a critical velocity (v_c) which separates two different kinds of soliton behaviour. A Soliton with initial speed above the v_c , transmits through the well and a soliton with initial velocity lower than the v_c falls into the well and becomes trapped by the potential. As mentioned before, the critical velocity can be found by direct simulations with the first equation of (7) and this parameter is identical.

Consider a soliton with an initial velocity greater than the critical velocity. The soliton transmits through the well. The final energy and velocity of the soliton after the interaction is smaller than these quantities before the interaction. Fig. 5 presents the interaction of CS and NCS with the potential well of $\lambda_0 = -0.2$. Initial velocity of the solitons is $v_0 = 0.2$. Fig. 5

clearly shows that the NCS radiates more amount of energy as compared with the CS. Therefore the final velocity of a NCS after the interaction is smaller than the final velocity of a CS in the same situation. Fig. 5 also shows that the final velocity of the NCS decreases when the noncommutative parameter θ increases.

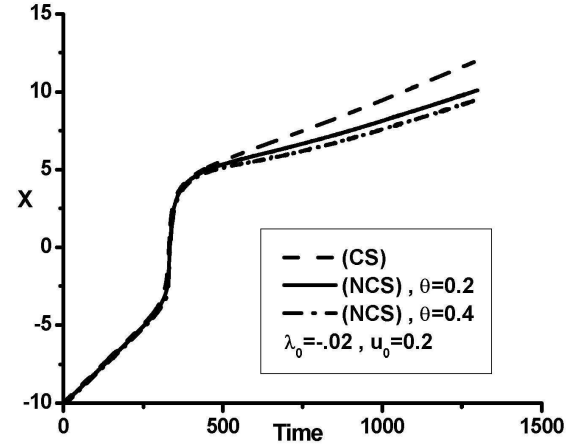


FIG. 5: Interaction of CS and NCS with the potential well. The initial velocity is greater than the critical velocity.

Suppose a soliton with an initial velocity lower than the critical velocity. Both CS and NCS become trapped in the well and oscillate there. In other words the situation for CS and NCS is almost the same. Fig. 6 shows this situation. In other words, the period of the oscillation is the same for a NCS and CS in the same potential well.

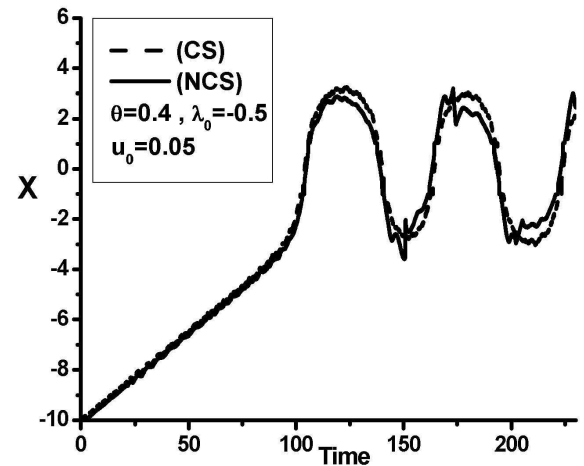


FIG. 6: Interaction of a CS and NCS with a potential well. The initial velocity is $v_0 = 0.05$ (lower than the critical velocity).

6. CONCLUSIONS AND REMARKS

Interaction of a non commutative sine-Gordon soliton with defects was investigated. The non commutative soliton is constructed in the first order of expansion, $\phi_* = \phi_0 + \theta\phi_1$.

A non commutative soliton interacts with a potential barrier almost elastically. At low velocities it reflects back and with a high velocity climbs the barrier and transmits over the potential. Energy exchanges between the soliton and the barrier during the interaction. The final speed of the soliton after the interaction is almost equal to its initial speed with a very good approximation. There exists a critical velocity which separates these two kinds of trajectories.

But for the case of soliton-well interaction, we observe interesting effects. A high speed soliton passes through the potential well and a low speed soliton becomes trapped in the well and oscillates there. In both situations the soliton emits energy, so its energy decreases in time to a stable state. In the

noncommutative case the Soliton radiates more energy than the same soliton in commutative space.

It can be concluded that a non commutative soliton has a deeper interaction with defects. This means that the effective potential in the non commutative case is greater than the effective potential in the commutative plane. Therefore the final velocity of the soliton after the interaction in the non commutative case is lower than the final velocity in a commutative model. We expected to find an energy exchange between the parts of the field in the non commutative soliton. Some very interesting results can be related to such energy exchange. But we could not find an energy exchange between the two parts of the field in non commutative soliton in our simulations. It is because of the smallness of non commutative parameter θ . It is very interesting to study the phenomena with a suitable collective coordinate system. But constructing such coordinates needs more advanced investigations.

-
- [1] N. Nekrasov, A. Schwarz, *Comm. Math. Phys.* **198**, 689 (1998).
 - [2] R. GopaKumar, S. Minwalla, and A. Frominger, *JHEP* **0005**, 020 (2000).
 - [3] N. Seiberg, L. Susskind, and N. Toumbas, *JHEP* **0006**, 044 (2000).
 - [4] J. Gomis, T. Mehen, *Nucl. Phys. B* **591**, 265 (2000).
 - [5] L. D. Fedeev, L. A. Takhtajan, *Hamiltonian methods in the theory of solitons*. Springer, Berlin (1987)
 - [6] M. T. Grisaru, S. Penati, *Nucl. Phys. B.* **655**, (2003) [hep-th / 0112246]
 - [7] Y. S. Kivshar, S. Fei, and L. Vasquez, *Phys. Rev. Lett* **67**, 1177 (1991).
 - [8] Z. Fei, Y. S. Kivshar, and L. Vasquez, *Phys. Rev. A* **46**, 5214 (1992).
 - [9] B. Piette, W. J. Zakrzewski, [hep-th/0611040]
 - [10] B. Piette, W. J. Zakrzewski, and J. Brand, *J. Phys. A: Math. Gen.* **38**, 10403 (2005).
 - [11] K. Javidan, *J. Phys. A: Math. Gen.* **39**, 10565 (2006).